




KANDOLite®

SMART HOME PRODUCTS





Easy Setup

1



2



3




4



Install smart light bulb



Install the Smart Life app and connect the lamp by following the instructions




After set up, the lamp can be smart controlled



Sync the lamp to smart home hub via Alexa / Google Home / Apple Home Pod



Smart Tunable White, RGB and Smart Dimming



Time Schedule

Light automation on different schedules




Turn On the lamp At 6am




Turn Off Kitchen lamp At 8pm




Custom-lighting Setup



Group Control



Control From Anywhere And Anytime



Smart Filament-LED Bulb



G45
4.5W
470lm



C35
4.5W
470lm



A60
7W
806lm



ST64
7W
806lm



G80/G95/G125
7W
806lm

LED Smart Ceiling Light



18W/24W/36W
1800lm/2450lm/3780lm



20W
1980lm

LED Smart Striplight



24W/5m
2000lm/5m

Smart Thermal Plastic LED Bulb



GU10
4.5W
345lm



G45
4.9W
470lm



C35
4.9W
470lm



A60
8.5W/11W
800lm/1055lm

LED Smart Floodlight



30W
2850lm

Smart Plug



EU Type
2300W
16A



UK Type
3100W
13A



US Type
3100W
15A



AUS Type
2400W
10A